



**Magyar
Természetvédők
Szövetsége**
Föld Barátai Magyarország

How to get your voice heard – strategies and tactics to lobby your government

Alexa Botar, NSC-FoE Hungary
alexam@mtvsz.hu



Being organized + institution – the HU green NGO network

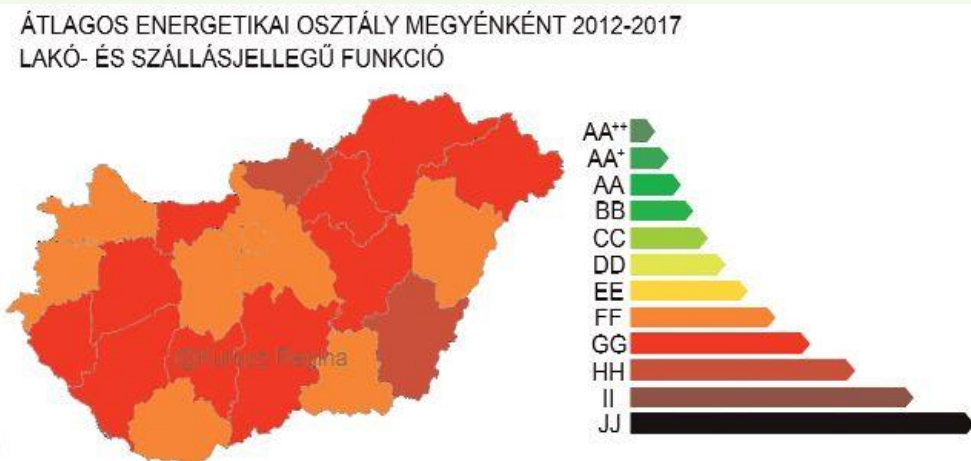
- Yearly „Green parliament” – election of delegates into OP etc. Monitoring Committees. CB for these delegates – SK example. Regular feedback and info sharing.
 - Coordination Committee
 - Results of this representation system
 - Cooperation with Bankwatch: ENEA – MA, ECCP
- ... and beyond: TASKFORCE work
- National climate-energy policy and EU Funds – NGO advocacy coordination: position papers, meetings



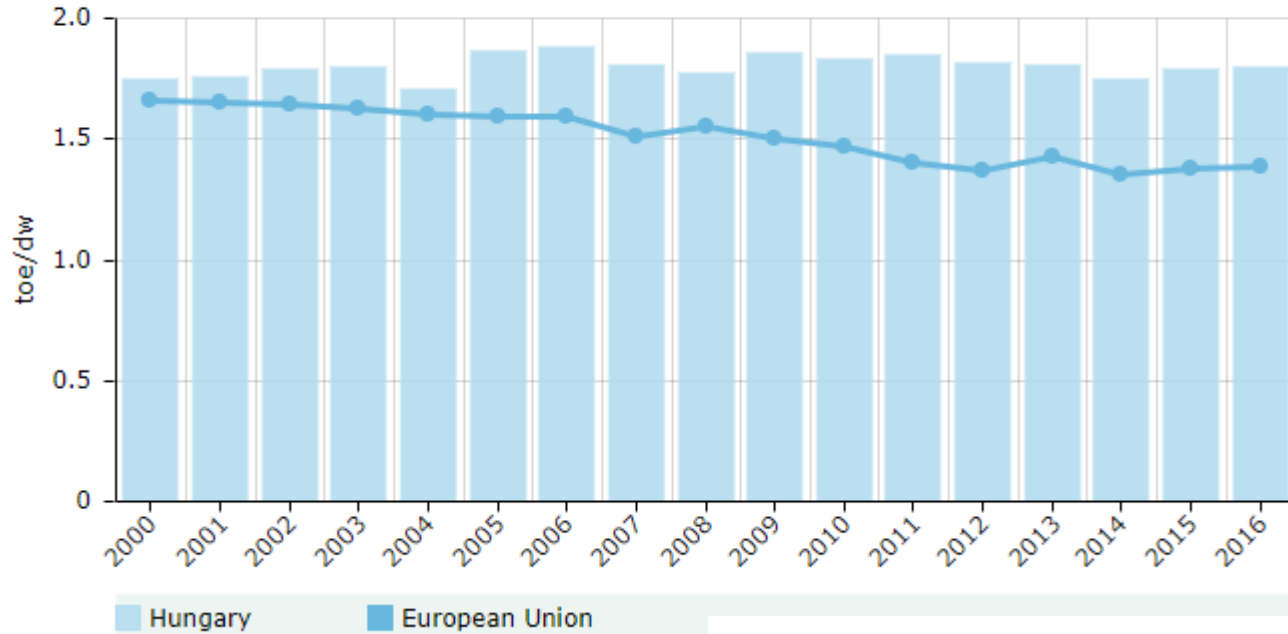
Taskforce + MC in action

○ The energy efficiency reshuffling case

- 2017-2018, Environment and Energy OP – MC member, joint letter, meetings, Taskforce meeting with DG Regio + MEHI & MTVSZ arguments. False excuses exposed. Reshuffling was delayed + positive media response + learnings for current evaluation
- New MFF + Programming: how to avoid it from happening again



HUNGARY

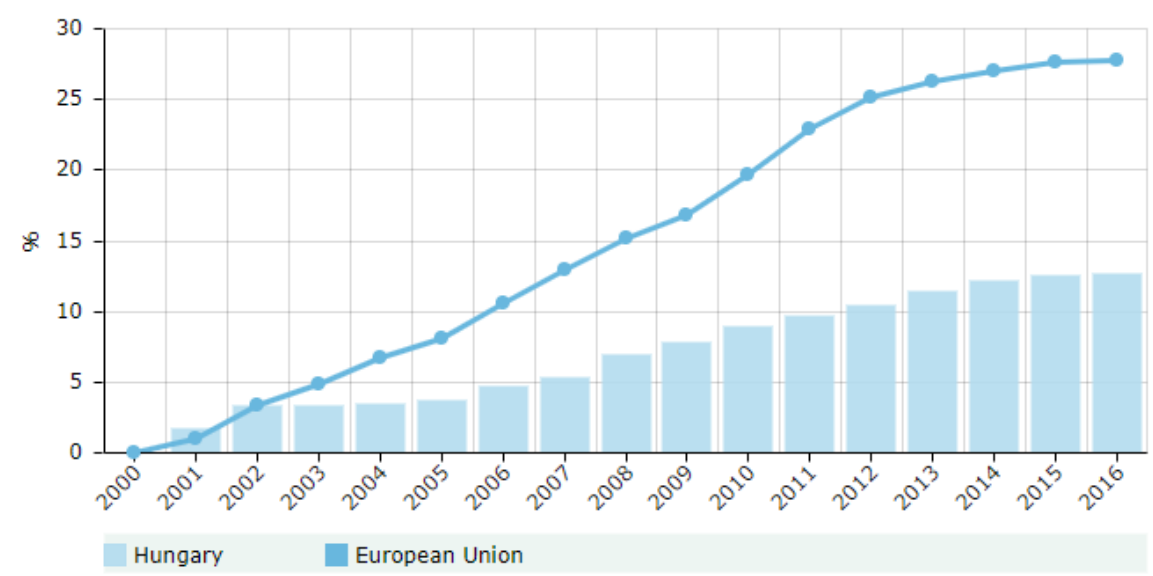


Energy use of households (4,4 M dwellings)

Odyssee-Mure

HUNGARY

EE improvement %, base: year 2000



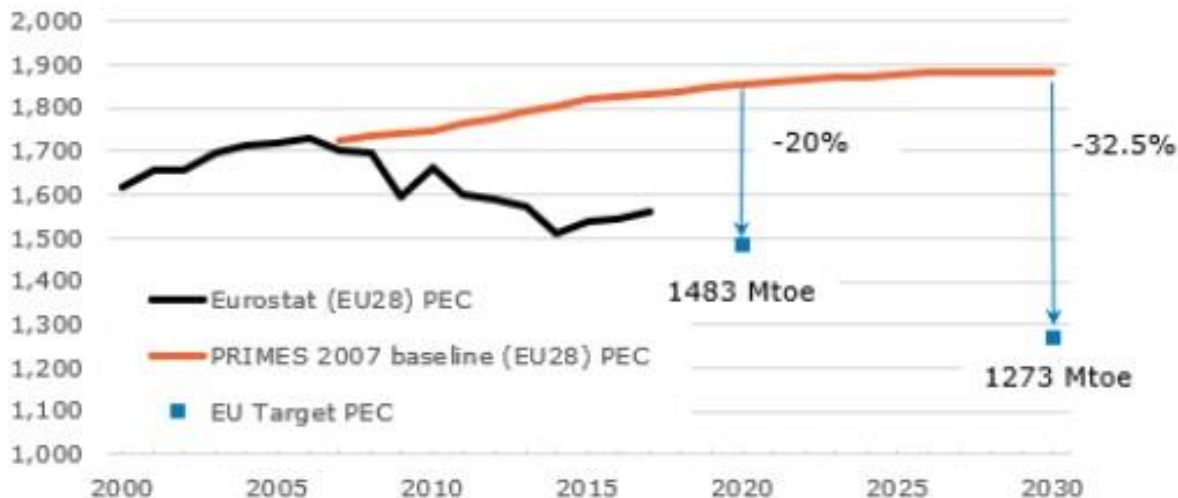


**Magyar
Természetvédők
Szövetsége**
Föld Barátai Magyarország

EU targets – HU very low ambition – influences programming

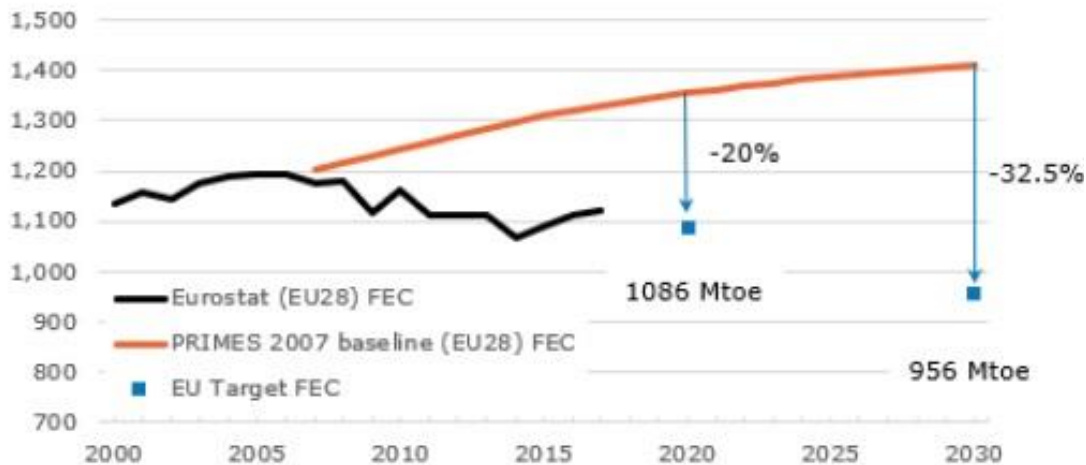
For primary energy:


EU28 energy consumption [Mtoe]



For final energy:

EU28 energy consumption [Mtoe]





Greenhouse gas emissions under the Effort Sharing Regulation (ESR)* (compared to 2005) [%]

Year	2017-interim target	2020 target	2030 target
Greenhouse gas reduction targets under the ESR	4%	10%	-2%
2017 estimates & projections with existing measures	-9%	-9%	-7%
2017 estimates & projections with additional measures	-9%	-11%	-14%

*emissions from non-ETS sectors, notably from transport, agriculture, buildings and waste
2017 estimates from COM (2018)716 final

Energy efficiency: Primary and final energy consumption [Mtoe]

Year	Primary energy consumption (PEC)	Final energy consumption (FEC)
2005	24.5	18.5
2010	24.1	18.5
2015	24.5	18.5
2020	24.5	18.5
2030	27.0	18.6

Mtoe=million tones of oil equivalent

Renewable energy: share in gross final energy consumption [%]

Year	Renewable share
2005	13.3%
2010	13.3%
2020	13.3%
2030	23%

2020 baseline: 13.3%
2030-based on formula: 20.0%

Sources: Hungary's draft National Energy & Climate Plan, Eurostat (PEC2020-2030, FEC2020-2030 indicators and renewable SHARES), COM (2018) 716 final (2017 GHG estimates)



Taskforce and beyond MC: Budapest waste incinerator case

- More intensively from 2016, Energy and Environment OP
- Joint work with HUMUSZ, consulting waste experts, small comms campaign, joint letters
- **Advocacy towards DG Regio (also last lobby week)**
- We built on the Commissions disapproval (Commission report on the poor implementation of the EU's waste directive in central and eastern Europe, where waste treatment and incineration take precedence over waste prevention, reuse and recycling).
- Economic arguments: not viable without EU Funds, lock-in, pollution, planning-spending problems, public resistance



Taskforce and beyond MC: Budapest waste incinerator case

- Oct 2018: modification of the Annual Development Framework of EEOP: the project was proposed to be deleted and its funding shifted for smaller, regional water treatment projects.
- Modification was approved by authorities. Dec 2018 govt. Declaration: energy minister has to arrange the termination of the project contract
- „Not in current, not in next budget” – follow-up
- Modernisation Fund? DG Clima (Doubrava) shifting the power plant from biomass&lignite to biomass&waste incineration. Also, developing/modernising a waste incineration plant might be also eligible



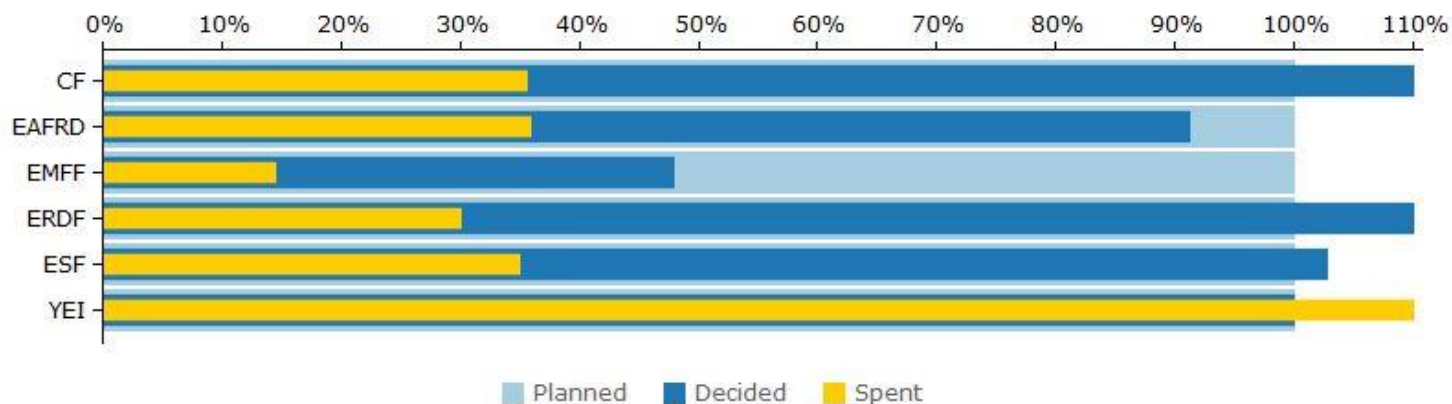
Evaluation – learnings for programming

- Structure of evaluation for EEOP – Evaluation Plan, progress report (indicators, transparency, etc.)
- Progress but only few MC members are involved, how to avoid tick-the-box exercise
- Bankwatch - Enfants terrible publication

Implementation by Fund for Hungary, (Total Cost) % of Planned

[Explore and Share this Data](#)

[Get Chart Embed Code](#)



Period Covered:

EAFRD: 31/12/2018, EMFF: 31/12/2018, ESF, CF, YEI, ERDF: 30/6/2019

Refresh Date: 10/10/2019



- **Networking – joint advocacy, representation/delegation**
- **Knowing the process and milestones to influence**
- **Good contacts with MA, DG Regio,**
- **MC**